

The Oval Racing Expo 2010

Notes for NASA and SEGTO drivers

DIRECTIONS

Arena Essex is located on the A1306 Arterial Road, 100 yards east of Junction 30/31 of the M25, north of the Dartford Crossing. It's opposite the Lakeside Shopping Centre and adjacent to the Thurrock motorway service area.

If coming from the north on the M25, please note that your exit is on the second part of the junction (J31) – don't get onto the A13 as you will go straight past the track.

For more detailed directions please refer to www.arenaessex.com

ADMISSION/GENERAL

The gate staff will have a list of all cars booked in, in numerical order. Please co-operate with them as they will be unfamiliar with the cars and drivers.

No late entries will be accepted on the day.

ALL personnel, including drivers, will pay the basic admission fee of **£12 PER DAY**. There will be no additional race entry fee. Other entry fees are children (5-14 years) £6, OAPS £6, under 5s free.

The racing will be under the jurisdiction of the Rolling Thunder Show and you do not need a NASA or SEGTO licence to race. However, please bring your 2009 or 2010 racing licence if it is in your possession and be prepared to show it as proof of identity if requested by any official.

You will be given a signing-on form when you enter the stadium; please fill this in straight away. It will be collected from you by the RTS scrutineer when he checks your car in the pits.

Everybody must leave the stadium overnight (at the end of racing, or when the Raceway Tavern bar closes, whichever is later). You may camp or park trailers etc in the public car park, immediately outside the main gate. If leaving any equipment unattended overnight, please make your own arrangements with somebody who is camping so that they can keep an eye on your equipment for you.

If you need accommodation, the following are close to the track:

Travelodge Thurrock – in Thurrock M25 service area

Premier Inn Thurrock West – on the A13 (London side of the M25)

Premier Inn Thurrock East – near Chafford Hundred railway station/Lakeside shopping centre

Details on www.travelodge.co.uk or www.premierinn.com

The Oval Racing Expo 2010

Notes for NASA and SEGTO drivers

SATURDAY RACING

You will all race in two 12-lap heats and a 15-lap final. The grids for the first heats have been drawn at random, and these grids will be reversed for the second heat.

PLEASE STUDY THE GRID LINE UPS AND MAKE SURE YOU START IN THE CORRECT POSITION. There will be no time to re-arrange cars on the grid and you may be penalised if you start out of position.

All races will have a clutch start. The start procedure will be demonstrated at the drivers' meeting.

Points will be awarded in each heat, based on the number of starters – eg if there are 16 starters points will be 16 for 1st down to 1 for 16th place; if there are 10 starters points will be 10 for 1st down to 1 for 10th place. The finals will be lined up in points order. Grid positions will be displayed at pits control before the start of the finals.

The points system is designed to encourage consistency – you don't need to push your way to the front in your heats. Two consistent finishes will put you somewhere near the front for the final.

Race order

Please study the running order carefully and be ready for your races – there will be no time to wait for latecomers.

When you pull onto the track, please stop and back up to the fence on the pits bend (bike engined cars just stop on the pits bend). You will then be waved round in turn into your grid positions, forming a 2-2-2 formation grid on the start/finish line.

Production A, Modified Saloons (FWD and RWD) and Specials

There will be a single 2-2-2 formation grid

Production B/Class 2/Mod C/Stock Hatch

Prod B/Class 2 cars will be on a single 2-2-2 formation grid. Mod C/Stock Hatch cars should line up two car lengths behind the back row of the Prod B/Class 2 grid.

Juniors

All Saloons will line up on the startline in 2-2-2 formation. The Specials should line up on the opposite straight (i.e. half a lap behind)

The Oval Racing Expo 2010

Notes for NASA and SEGTO drivers

SATURDAY RACING (continued)

Driving standards

Please drive to the conditions and respect your fellow drivers. There will be a wide variety of cars on track. Some drivers will have extensive tarmac experience, others will have none.

The Rolling Thunder Show stewards are VERY strict on contact. Any "deliberate" or "careless" contact observed will result in penalties or disqualification. The stewards' decision will be final.

Race procedure

The flags used will be as for stadium racing and will differ from those used in NASA Autograss.

GREEN = race start or restart

STATIC YELLOW = caution

WAVED YELLOW = slow to walking pace, fall into single file and be prepared to stop. When the obstruction is cleared, the race will be restarted with a slow rolling lap in single file - do not start racing until the green flag is waved.

CHEQUERED = race finish BUT continue racing until RED flag is shown

RED = stop as soon as you safely can

BLACK CROSS = warning for driving standard - places will be docked

BLACK FLAG = disqualified - pull onto infield

If your car stops on the track, please stay in, belted and helmeted. If you are in a dangerous position the race will be slowed under yellow flags to enable you to get out safely. If you have to pull onto the infield you MAY get out of your car but you must then go immediately to the infield safety area.

SUNDAY RUNS

Everybody should get the chance of two runs on Sunday, one in the morning and one in the afternoon. These will be demonstration runs, NOT competitive races. There may be a lot of cars on the track so please drive accordingly.

You will run in the following groups - these may be modified on the day if any groups are short of cars:

NASA Saloons

SEGTO Production Saloons (Prod A/Prod B/Mod C)

SEGTO Hot Rods (1450s/Super Saloons)ALL Specials (NASA & SEGTO)

ALL Juniors (NASA/SEGTO/Specials)

The Oval Racing Expo 2010

Notes for NASA and SEGTO drivers

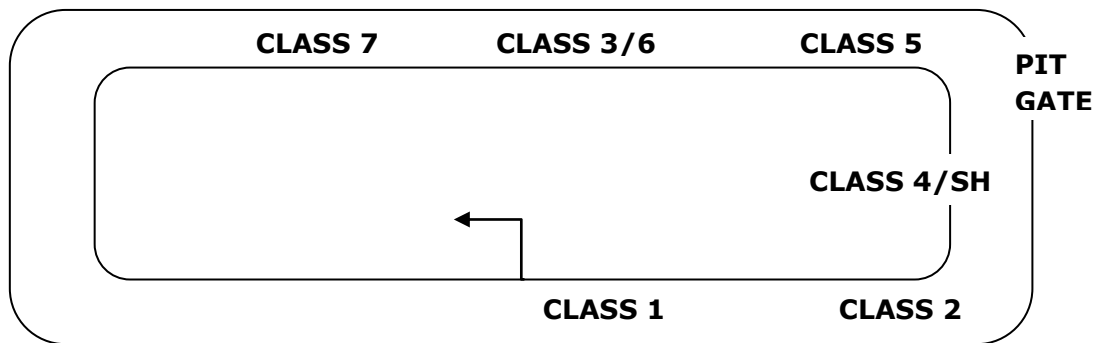
SUNDAY RUNS (continued)

Specials should line up in a single block.

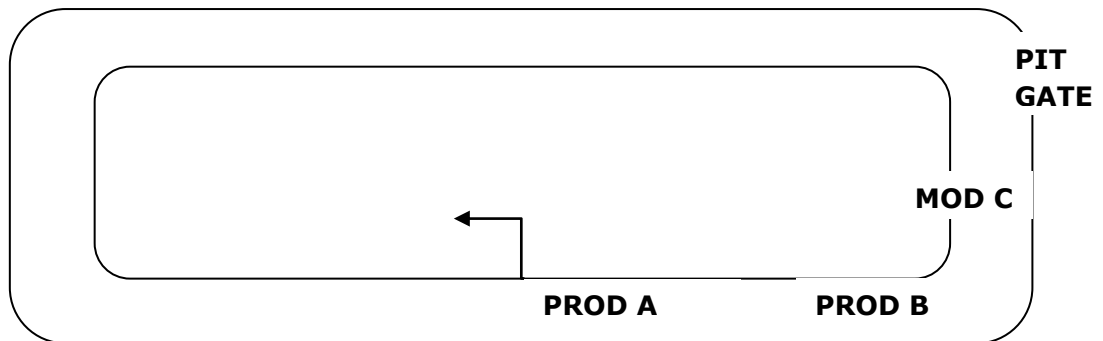
Juniors should line up as on Saturday, with Specials half a lap behind the Saloons.

The Saloon runs will have handicap starts in class order. Please line up as follows:

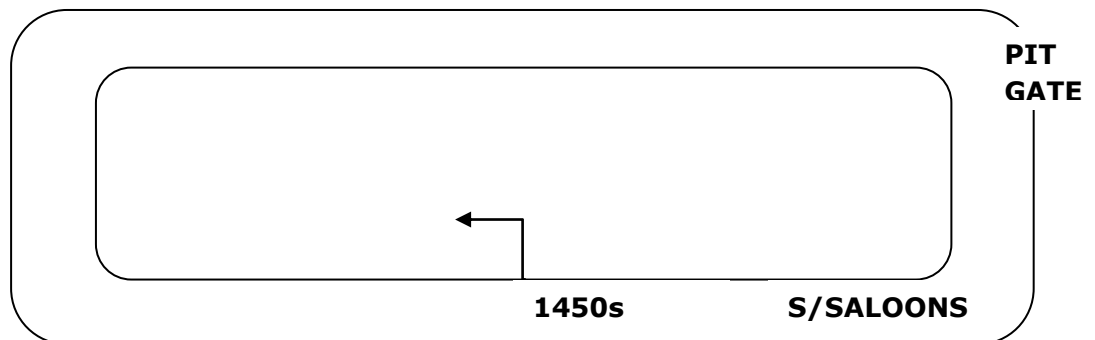
NASA SALOONS



SEGTO PRODUCTIONS



SEGTO HOT RODS



The Oval Racing Expo 2010

Notes for NASA and SEGTO drivers

TYRE RULES

You should all have been advised of the tyre rules for this meeting when you booked in. To ensure equality as much as possible between NASA and SEGTO cars you have the choice between running to NASA or SEGTO tyre rules.

The basic tyre rules will be:

Production Saloons and Juniors: Road legal tyres only permitted, maximum rim width 6J. The only Yokohama tyres permitted in the SEGTO rulebook are: A032R, A021R, but the A008R and A539 are also acceptable for this event.

Modified Saloons: Any tyre is permitted. Wheel rim width must not exceed 10". Outside edges of tyres must be within the bodywork.

Specials: Any tyre is permitted. Wheel rim width must not exceed 10".

MOST IMPORTANT!

The Expo is primarily a promotional event, so please remember at all times that you have been invited to Arena to represent NASA or SEGTO and your own clubs to the best of your ability.

It is also designed to be a fun event, and an opportunity for Grasstrack drivers to try their cars on one of the UK's best tarmac ovals.

ANY QUESTIONS?

Please e-mail to jeffrey@autograssreview.com

For urgent queries only, please phone or text 07795 146133